

Tax Reference UTR or NINO
Employer Reference 999/XXXXXXXXXXXXXX

Date 00 XXXXXXXXXX 9999

Re-print reference----X 999

Personal representatives of
TP Name 1-----
TP Name 2 inc Honours-----
Dec'd
Address line 1-----
Address line 2-----
Address line 3-----
Address Line 4-----
Postcode

Issued by

Officer in Charge-----
Office Name-----
Office address line 1-----
Office address line 2-----
office address line 3-----
office address line 4-----
Office postcode

Telephone TELEPHONE NO-----

For: Capacity Name-----
Capacity Role-----
TP name line----- Dec'd
Ref: Agent-ref-----

Your Self Assessment shows an amount unpaid.

Unless you have paid in the last few days, you need to make payment **now**.

You will find a breakdown of the amount outstanding on your Self Assessment Statement of Account. Use the payslip on that statement, or the one below, to make payment. Information on how to pay can be found overleaf.

Please note that interest is charged on amounts you pay late. The interest will increase every day until you make full payment.

If you

- cannot pay
- or
- need help or advice

please telephone the above number without delay.

Telephone calls may be monitored for training and quality control purposes.

SA-RITA500 (Cumbernauld) BS 4/03

▼ Please detach payslip here when making payment direct to the Accounts Office or by Girobank ▼



Payslip



159
209
24

Reference

UTR-----

Credit account number

110 5167

Amount due
(no fee payable at PO counter)

£

CHEQUE ACCEPTABLE

By transfer from Alliance & Leicester/Giro account number

--	--

TP Name 1-----
TP Name 2-----


--	--	--	--

For official use only

Signature _____

Date _____

Cashier's stamp and initials



BANK OF ENGLAND
HEAD OFFICE COLLECTION A/C
INLAND REVENUE

CASH

CHEQUE

£

10-51-67







SA-RITA500 (Cumbernauld)

▼ Please do not fold this payslip or write or mark below this line ▼

9999999999K &7241105167 00000000 74 X

How to pay

Please allow enough time for payment to reach us by the due date. We suggest you allow at least 3 working days for this.

We recommend the following payment methods.  These are the most secure and efficient.		We can also accept payment by post
Internet or telephone banking 	You can arrange this through your bank or building society. Please provide them with the following information <ul style="list-style-type: none"> • sort code 10-51-67, • account number 23444401 and • your payslip reference as shown on the payslip overleaf (10 numbers plus the final K). 	By post  If you use this method <ul style="list-style-type: none"> • Make your cheque payable to 'INLAND REVENUE ONLY' • Write your payslip reference after 'INLAND REVENUE ONLY' • Send the payslip and your cheque, both unfolded, to the Accounts Office in the envelope provided.
At your Bank 	Take this form with payment to your bank and where possible to your own branch. Other banks may refuse to accept payment. If paying by cheque, make your cheque payable to 'INLAND REVENUE ONLY'	You can find further payment information at www.inlandrevenue.gov.uk/howtopay or Telephone 01236 783514 If you have mislaid your envelope, your address for posting a cheque is Inland Revenue Accounts Office Cumbernauld Department Bradford BD98 8XX
At a Post Office 	Take this form with your payment to any Post Office. If paying by cheque, make your cheque payable to 'POST OFFICE LTD'.	
Girobank 	If you have an Alliance & Leicester / Giro account send the completed payslip direct to Girobank.	

If you have difficulty paying

If you find you cannot pay on time, please contact the Accounts Office for advice.

If you need further help

- You can get in touch with the Inland Revenue office shown overleaf.
- Or you can call at or ring an Inland Revenue Enquiry Centre during normal office hours - look in the phone book for your nearest centre.
- For general advice in the evening or at weekends, you can call our Helpline on 0845 9 000444. Calls are charged at local rates.

▼ Please do not write or mark below this perforation ▼