
HMRC Vendor Forum – Government Gateway update

12th June 2008

Richard Yorke, Head of Technical Services,
EDT



Making best practice
common practice


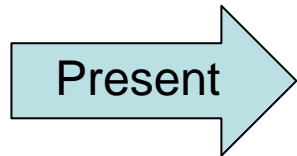


Contents

- Gateway 2.3/4 release
 - Features being delivered
 - Test Impact
 - ISV test process
 - Key dates
- Gateway 2.5 release
 - Features being scoped
 - Key dates
- Standards Based Messaging going forward



Enhancements to the Government Gateway User ID



Activation PIN/Code

- The term “activation PIN” is being replaced with “activation code”.
- This will be reflected on the Gateway User Interface and the letters that are sent out
- The PIN has been shortened to 6 characters but this functionality has been “switched off” until departments request that it is implemented
- Upon 2.3/4 go-live the only change in this area will be the wording

White Label User Interface for Orgs and Agents - Authentication

The screenshot shows a web browser window titled "Login - Gateway Single Sign-On - Windows Internet Explorer". The address bar shows the URL: <http://authenticate.gateway.gov.dev/Protocols/WSFederation/Signin.aspx?wa=wsignin1.0&wtrealm=http://www.gateway.gov.uk/myaccount/2007/07&wreply=http%3a%2f%2f>. The browser's address bar also shows "Google". The page content includes the "Government Gateway" logo and a "Login" section. Below the logo, there is a "New user? [Register](#)" link. A message says "Please choose your login method: [Help?](#)". There are two tabs: "User ID & Password" and "Digital Certificate". The "User ID & Password" tab is active, showing a form with "User ID" (containing "orgorgorgorg") and "Password" (masked with dots). There are links for "[Forgotten your User ID?](#)" and "[Forgotten your Password?](#)". At the bottom of the form are "Cancel" and "Login" buttons. Below the form, there are two bullet points: "When you have finished your online session, you should either close the browser or logout." and "Please do not use the browser back button as it may not function as expected." A diagonal watermark text "Development screen - subject to change" is overlaid on the bottom left of the screenshot. The browser's status bar at the bottom shows "Local intranet" and "100%".

Development screen - subject to change



Your Services

Your Services - Windows Internet Explorer

http://myaccount.gateway.gov.dev/Pages/Enrolments/List.aspx?gwv=1.0&gwrealm=http://www.gateway.gov.uk/myaccount/2007/07&glang=en-GB&gwtheme=default

Links: SharePoint - Gateway 2.0, Google, Gmail, ChangePoint, Atos ESS, Atos Alpha, Atos WebMail, gateway.gov.dev

Government Gateway

Welcome The funky Org peer
You are logged in as an Organisation

Logout

01 April 2008

Your Services

Enrolled services

You are currently enrolled for the following services. Click the link to go to the service.

- [Test Service 1 for Organisation - Main Org Enrolment](#)

Services available

Click a service to enrol.

- [Test Service 1 for Organisation](#)
- [Test Service 2 for Organisation](#)

Development screen - subject to change



Making best practice
common practice



Manage Services

Management Services - Windows Internet Explorer

http://myaccount.gateway.gov.dev/Pages/Enrolments/Manage.aspx

Government Gateway

Welcome The funky Org peer
You are logged in as an Organisation

Logout

01 April 2008

Manage Services

Services available to you for access are listed below. To add a reference name that you would remember more easily select 'Set reference'.

Service and Identifier	Status	Action
Test Service 1 for Organisation Main Org Enrolment IND1GUID1 : *****	Active	Unenrol Appoint Agent

Where would you like to go next?

[Go to 'Your services'](#)
[Go to homepage](#)

Done

Local intranet 100%

Development screen - subject to change



Appoint Agent

Appoint agent: Enter agent details - Windows Internet Explorer

http://myaccount.gateway.gov.dev/Pages/Enrolments/AgentAllocate.aspx?vUmv8dDNkuQdrv19x9tA...

Links: SharePoint - Gateway 2.0, Google, Gmail, Changepoint, Atos ESS, Atos Alpha, Atos WebMail, gateway.gov.dev

Appoint agent: Enter agent details

Government Gateway

Welcome The funky Org peer
You are logged in as an Organisation

Logout

01 April 2008

Appoint agent: Enter agent details

An agent is an individual who can submit forms to government departments on your behalf. Before an agent can act on your behalf, you must have your agent's Government Gateway registration details.

To add an agent for please fill in their Government Gateway Agent ID below.

Please enter your Gateway Agent ID, including the hyphen

Gateway Agent ID:

(e.g. Cook-QCPFQB8CS6L X)

Cancel Continue

Done

Local intranet 100%

Development screen - subject to change



Manage Agents

Government Gateway

Welcome The funky Org peer
You are logged in as an Organisation

01 April 2008

Manage Agents

Services available to you for access along with their agents are listed below. To add a reference name that you would remember more easily select 'Set reference'. If you are able to remove an agent this option will be available in the Action column. If that option isn't available it is because the service has been handed to agent.

Service: (IND1GUID1 : *****) [Appoint Agent](#)

Agent ID	Agent name	Action
AGENTAGENTAG-AGENTAGENTAG	The Agent group for which DRM is apparently so important	Remove agent

Where would you like to go next?

[Go to 'Your services'](#)
[Go to homepage](#)

Development screen - subject to change



Making best practice
common practice



Manage Administrators

Government Gateway

Welcome The funky Org peer
You are logged in as an Organisation

01 April 2008

Manage Administrators

To view more details for an Administrator, click on the name, or use the links in the Action column.

Administrator Name	EmailAddress	Services	Assistants	Action
The funky Org peer	DRMUser@funkyOrg.com	1	0	Edit Services Delete

Where would you like to go next?

[Add an Administrator](#)
[Go to 'Your services'](#)
[Go to homepage](#)

Development screen – subject to change



Manage Assistants

Manage Assistants - Windows Internet Explorer
http://myaccount.gateway.gov.dev/Pages/Credentials/Assistant/List.aspx

Government Gateway
Welcome The funky Org peer
You are logged in as an Organisation
Logout
01 April 2008

Manage Assistants

You can choose the Assistants displayed below by using 'Refine your results'. To view more details for an Assistant, select their name.

Filter your results
Assigned to: Me [Refine results]

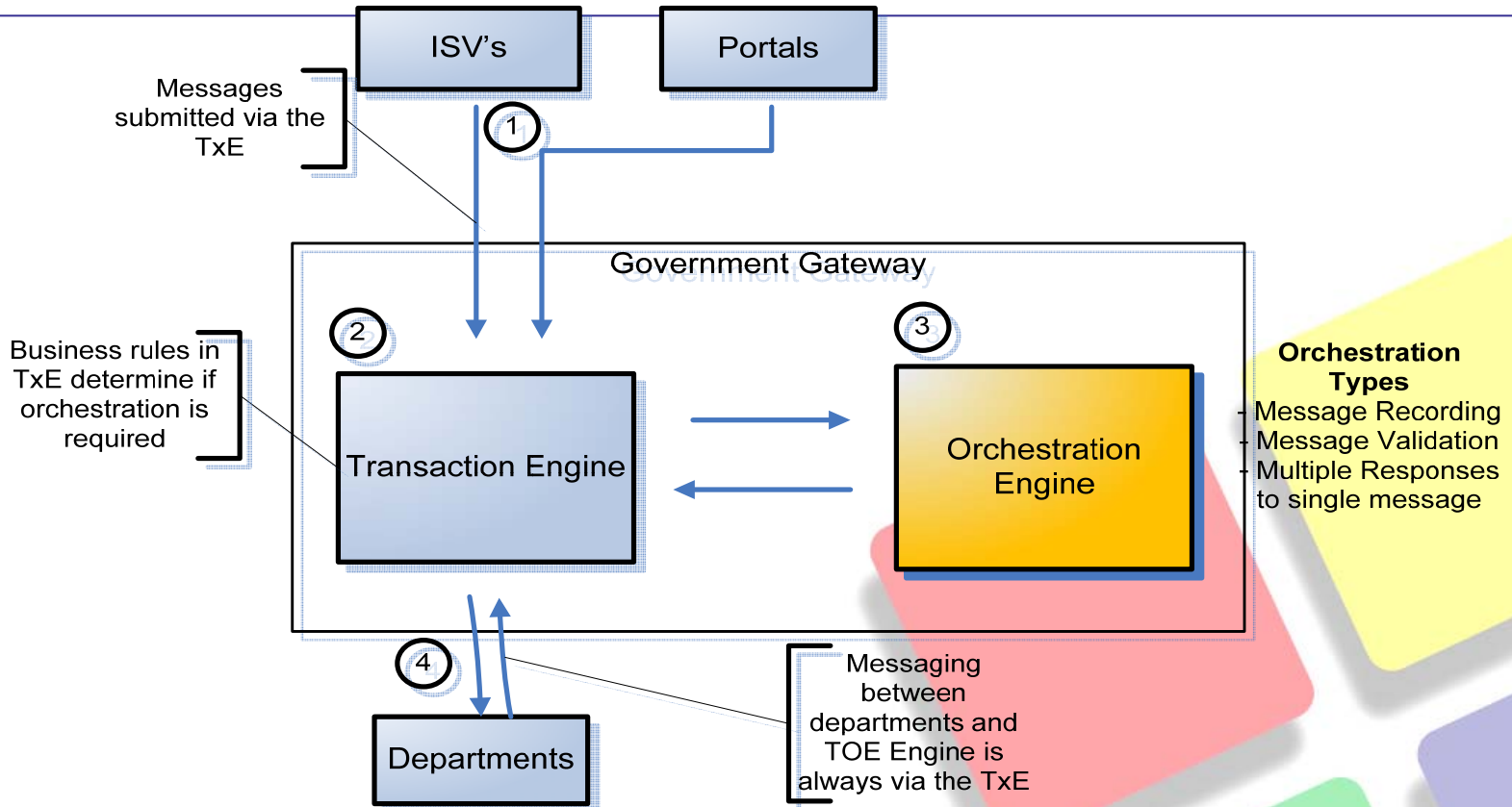
Assistant Name	Email address	Assigned to	Services	Action
My First Assistant		The funky Org peer	1	Edit Services Unassign Assistant Delete

Where would you like to go next?
[Add an Assistant](#)
[Go to 'Your services'](#)
[Go to homepage](#)

Development screen - subject to change



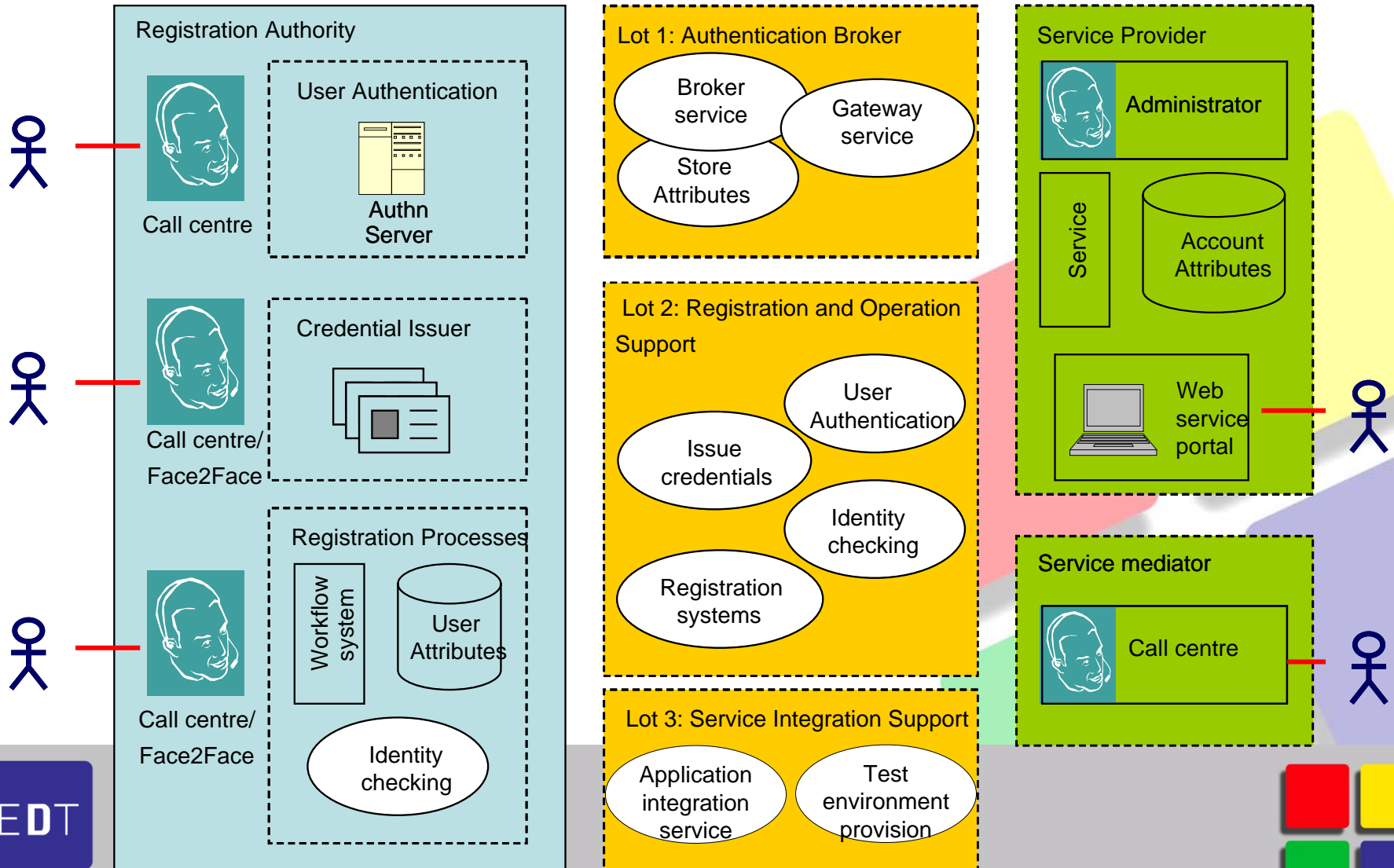
Transaction Orchestration/Case Management



The Transaction Engine will be enhanced to support unreliable messaging through SOAP as an initial step towards full standards-based messaging.



Employee Authentication Service (EAS)




ISV Testing impact and process

- Analysis has been carried out to understand the test impact of introducing these changes
- Full regression and functional testing will be carried out by enGage as part of the release prior to it being deployed into ISV
- The Transaction Engine will be impacted by the Transaction Orchestration feature being delivered in this release
 - Relatively low risk as non of the external interfaces are being changed
 - Recommendation to vendors to use the testing window to validate the release from a regression point of view



Application Release 2.3/2.4 – Key Dates

Application Release v2.3 & 2.4 release	
Milestone	Date
Deployment to ISV	04/08/08
ISV Testing	05/08/08 – 29/08/08
Go live	10/09/08



Making best practice
common practice



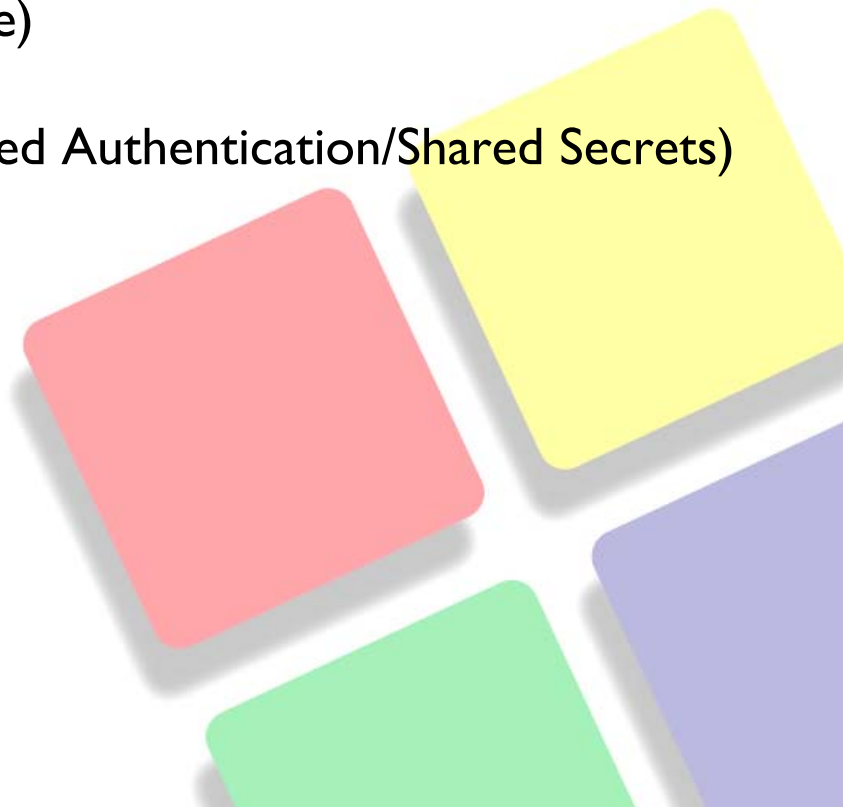
Gateway Application Release 2.5

Proposed features:

- Activation of assignments (Companies House)
- Standards Based Messaging
- Level 2 Identity Verification (Knowledge Based Authentication/Shared Secrets)

Timeframes:

- Requirements lock down – end June 08
- ISV deployment - TBC
- Go-live – March 09



Standards Based Messaging

- Move to an open standards based approach for interactions with the Transaction Engine
- Major vendors have been approached to understand the protocols that their products use
- Gateway Product Steering Group (PSG) have agreed that WS Reliable Messaging is a candidate feature for the 2.5 release
- Aim is to draw up a roadmap for other standards over time
- Vendors are invited to feedback through HMRC-SDST on standards they would like to see implemented in future
- Any new standards will be agreed by PSG before going on to the roadmap for delivery

